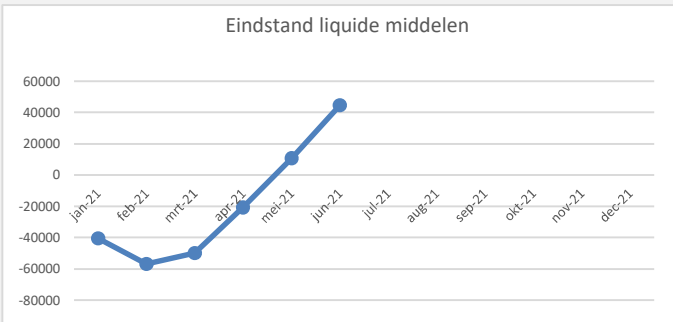
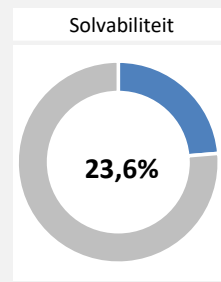
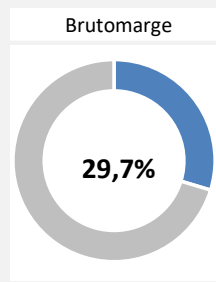
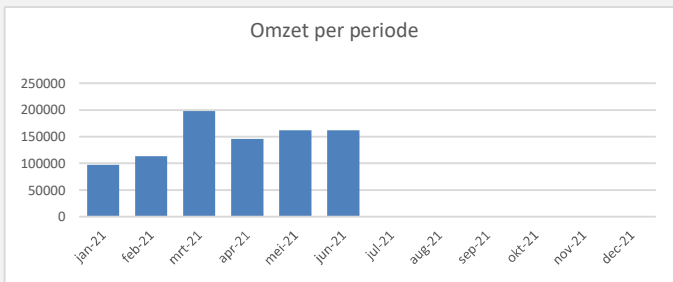
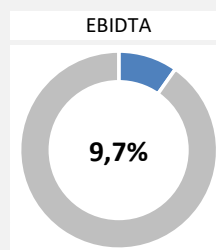
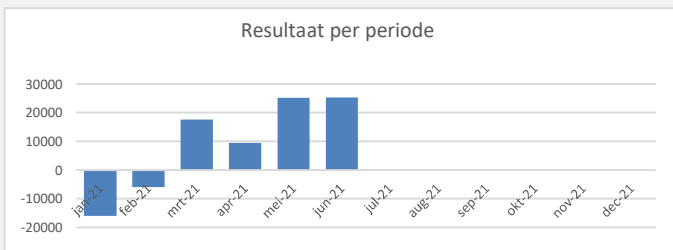


# Management dashboard

<b>Totaal omzet</b> <b>878.400</b> 88,6% t.o.v. jun-20	<b>Totaal kosten</b> <b>809.062</b> 86,7% t.o.v. jun-20	<p>Netto resultaat <b>6,3%</b></p>	<b>Debiteuren</b> <b>112.820</b> 96,7% t.o.v. jun-20	<b>Crediteuren</b> <b>58.500</b> 100,0% t.o.v. jun-20
<b>Resultaat voor bel.</b> <b>69.338</b> 119,7% t.o.v. jun-20	<b>Liquide middelen</b> <b>44.590</b> 49,7% t.o.v. jun-20		<b>Quick ratio</b> <b>0,8</b> 72,0% t.o.v. jun-20	<b>Current ratio</b> <b>0,8</b> 72,0% t.o.v. jun-20



Omzet	878.400	100,0%
Kostprijs	617.400	70,3%
Bruto marge	261.000	29,7%
Kosten	175.732	20,0%
EBITDA	85.268	9,7%
Afschrijvingen	11.898	1,4%
Fin. baten en lasten	4.032	0,5%
Resultaat voor bel.	69.338	7,9%
Belastingen	13.868	1,6%
Netto resultaat	55.470	6,3%



Netto werkkapitaal

**-28.330**  
-91,6%  
t.o.v. jun-20